



# ***Publication Activities***

---

Bill Hamel

Vice President

RAS AdCom Meeting

ICRA 2006

Orlando, Florida

May 20, 2006



# Outline

---

- This and That...
  - Pubs Reviews
  - RAS Membership Survey Highlights
- Status of current publications
  - TASE (Peter)
  - TRO (Alessandro)
  - RAM (Stefano)
- Electronic Products & Services Update (Stefano)
- Transactions on Mechatronics Update (Dick)



# Associate Vice Presidents

---

?

?



# IEEE Publications Reviews

- Technical reviews
  - T-ASE: February 06 (passed)
  - T-RO, RAM: June 06
  
- Financial review
  - T-ASE (for inclusion in 2007 ASPP Distribution): May 06, **APPROVED ON WED!!!**

***THANKS TO  
Peter, Ian, Dick, Ken***

Part of overall Society Review in 2006














# RAS Membership Survey Highlights

---

- Web based; Infopoll.com
- Ran for 2 months, Feb and Mar
- Expanded focus on publications
- 2 email announcements broadcasted
- 454 responses...almost 10%
- Very large amount of written comments
- ***Report posted on RAS website***

6. Which of the following best describe your *primary* occupation? Select as many as appropriate.

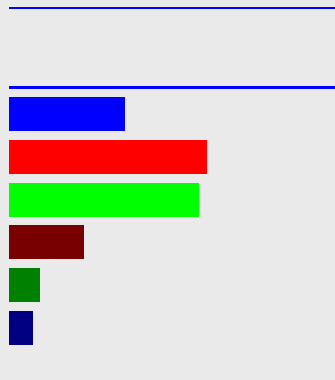
7. Which of the following best relates to your *primary* employer?

	Percent	Count	Answers		Percent	Count	Answers
	46.9%	213/454	Educatio		57.2%	259/453	Academic
	31.3%	142/454	Engineer		2.9%	13/453	Aerospace
	27.3%	124/454	Scientific		0.2%	1/453	Broadcast services
	13.2%	60/454	Student		0.4%	2/453	Component Design
	12.1%	55/454	Engineer		1.1%	5/453	Entertainment
	10.8%	49/454	Engineer		2.6%	12/453	Government
	8.4%	38/454	Software		3.5%	16/453	Industrial R&D
	6.8%	31/454	Software		0.9%	4/453	Maintenance
	5.7%	26/454	<a href="#">Other</a>		3.5%	16/453	Manufacturing/Assembly
	2.9%	13/454	Manager Science		0.7%	3/453	Marketing/Sales
					1.3%	6/453	Medical R&D/Admin/Mfg
					0.4%	2/453	Medicine/Surgery/Rehab
					1.8%	8/453	Military R&D/Admin
					0.0%	0/453	Oceanography and support equipment
					0.7%	3/453	Power production, transmission, generation, distribution
					2.4%	11/453	R&A entrepreneur (companies with <500 employees)
					0.0%	0/453	Security systems
					8.2%	37/453	Student
					2.9%	13/453	System Design
					1.5%	7/453	Telecommunications
					0.4%	2/453	Transportation services
					7.3%	33/453	<a href="#">Other services (specify)</a>
					100.0%	453/453	Summary

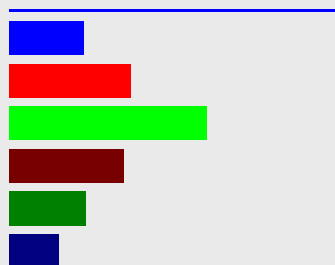
**E.1. How do you view your relationships/roles with the RAS?**

6 = Very High; 1 = Very Low

**1) Confidence in its leadership**



**2) Satisfaction in your level of**



**Importance of being a member**

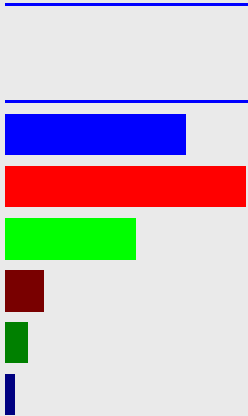
	Percent	Count	Answers
	28.7%	113/394	6
	28.4%	112/394	5
	24.9%	98/394	4
	10.4%	41/394	3
	6.1%	24/394	2
	1.5%	6/394	1
<b>100.0%</b>		<b>394/394</b>	<b>Summary</b>

	31.2%	124/397	4
	17.9%	71/397	3
	12.1%	48/397	2
	7.8%	31/397	1
<b>100.0%</b>		<b>397/397</b>	<b>Summary</b>


## E.2. How effectively do you think RAS resources (financial and human) are being used to the benefit of the membership?

6 = Very Well; 1 = Very Poorly

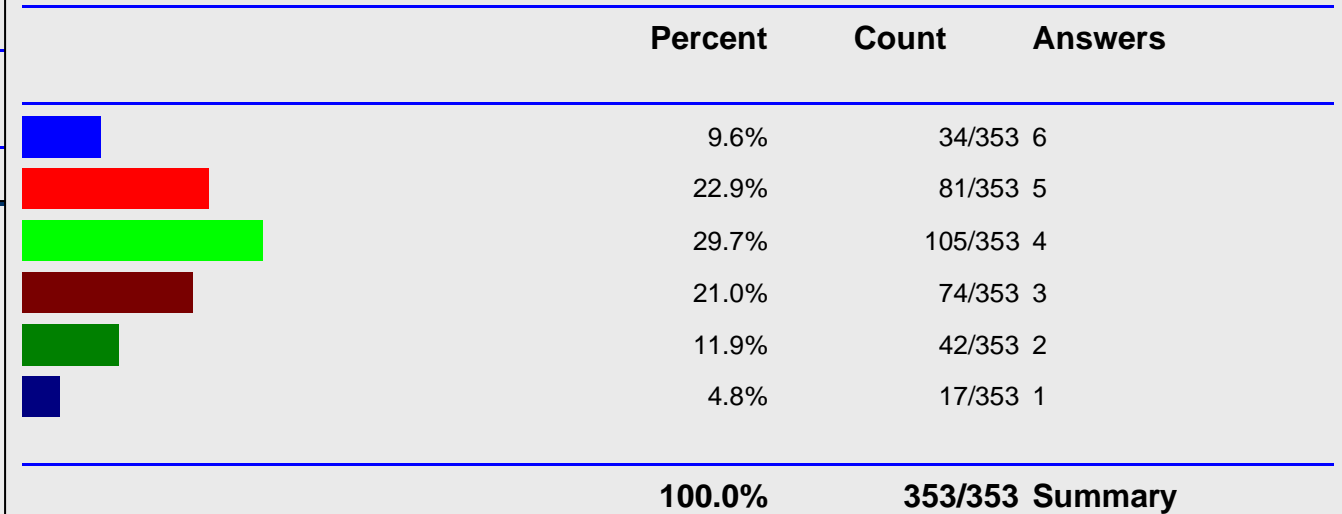
### 1) Publications



### 2) Conferences



### Technical Committees







# Outline

---

- This and That...
  - Pubs Reviews
  - RAS Membership Survey Highlights
- Status of current publications
  - ▶ ■ TASE (Peter)
  - ▶ ■ TRO (Alessandro)
  - ▶ ■ RAM (Stefano)
- Electronic Products & Services Update (Stefano)
- Transactions on Mechatronics Update (Dick)



# Thank You!

---